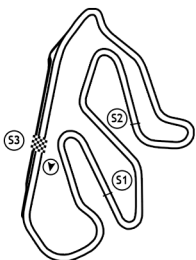
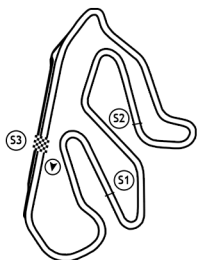


Seq	Num	Heure	Secteur 1	Secteur 2	Secteur 3	Tour	Temps
1 THIEBE							
	56						START
124	1	2:10.229	42.795	34.950	43.090	1	
160	1	4:03.263	37.282	32.990	42.762	2	1:53.034
197	1	5:56.998	36.813	34.348	42.574	3	1:53.735
233	1	7:50.081	37.477	32.989	42.617	4	1:53.083
269	1	9:43.543	37.028	33.342	43.092	5	1:53.462
304	1	11:36.792	36.889	33.341	43.019	6	1:53.249
339	1	13:30.769	37.259	33.357	43.361	7	1:53.977
373	1	15:23.820	37.132	33.059	42.860	8	1:53.051
407	1	17:16.311	36.869	32.882	42.740	9	1:52.491
441	1	19:09.292	37.162	33.012	42.807	10	1:52.981
475	1	21:02.091	36.940	33.032	42.827	11	1:52.799
481		21:55.421					FINISH
509	1	22:55.841	37.251	33.235	43.264	12	1:53.750



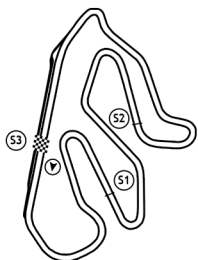
**CIRCUIT
DE
LEDENON**
3,150 Km

Seq	Num	Heure	Secteur 1	Secteur 2	Secteur 3	Tour	Temps
3 NEW TEAM COMPETITION							
56							START
107	3	2:01.853	39.890	33.177	42.163	1	
142	3	3:53.740	36.203	33.403	42.281	2	1:51.887
179	3	5:44.856	36.245	32.386	42.485	3	1:51.116
215	3	7:36.002	36.431	32.553	42.162	4	1:51.146
250	3	9:27.898	36.725	33.055	42.116	5	1:51.896
285	3	11:20.091	37.184	32.630	42.379	6	1:52.193
322	3	13:12.510	36.690	33.152	42.577	7	1:52.419
357	3	15:03.997	36.610	32.489	42.388	8	1:51.487
391	3	16:56.592	37.180	33.288	42.127	9	1:52.595
425	3	18:48.364	36.739	32.760	42.273	10	1:51.772
459	3	20:39.781	36.546	32.609	42.262	11	1:51.417
481		21:55.421					FINISH
493	3	22:31.119	36.570	32.689	42.079	12	1:51.338



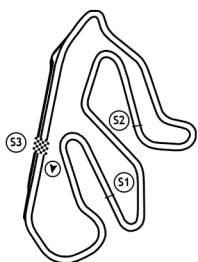
CIRCUIT
 DE
 LEDENON
 3,150 Km

Seq	Num	Heure	Secteur 1	Secteur 2	Secteur 3	Tour	Temps
4 JSB COMPÉTITION							
	56						START
111	4	2:03.622	39.655	32.496	41.991	1	
145	4	3:54.748	36.367	32.497	42.262	2	1:51.126
178	4	5:44.542	35.853	32.619	41.322	3	1:49.794
213	4	7:34.332	35.889	32.261	41.640	4	1:49.790
248	4	9:24.518	36.318	32.322	41.546	5	1:50.186
284	4	11:14.423	36.104	32.087	41.714	6	1:49.905
320	4	13:05.231	36.616	32.488	41.704	7	1:50.808
353	4	14:55.351	36.178	32.280	41.662	8	1:50.120
386	4	16:45.892	36.669	32.120	41.752	9	1:50.541
420	4	18:35.829	36.067	32.096	41.774	10	1:49.937
454	4	20:25.637	35.931	32.117	41.760	11	1:49.808
481		21:55.421					FINISH
488	4	22:16.231	36.260	32.524	41.810	12	1:50.594



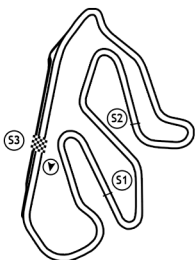
CIRCUIT
 DE
 LEDENON
 3,150 Km

Seq	Num	Heure	Secteur 1	Secteur 2	Secteur 3	Tour	Temps
5 SET UP RACING							
56							START
98	5	1:57.670	39.577	32.185	41.324	1	
134	5	3:47.412	35.921	32.285	41.536	2	1:49.742
170	5	5:36.782	35.711	32.040	41.619	3	1:49.370
206	5	7:26.875	36.048	32.374	41.671	4	1:50.093
242	5	9:16.653	35.931	32.200	41.647	5	1:49.778
278	5	11:06.196	35.813	32.163	41.567	6	1:49.543
316	5	12:56.394	36.082	32.412	41.704	7	1:50.198
350	5	14:46.306	35.932	32.244	41.736	8	1:49.912
384	5	16:36.132	35.815	32.274	41.737	9	1:49.826
418	5	18:26.111	35.914	32.224	41.841	10	1:49.979
452	5	20:16.017	36.086	32.164	41.656	11	1:49.906
481		21:55.421					FINISH
486	5	22:06.043	36.059	32.297	41.670	12	1:50.026



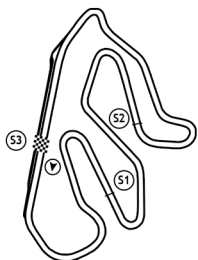
CIRCUIT
 DE
 LEDENON
 3,150 Km

Seq	Num	Heure	Secteur 1	Secteur 2	Secteur 3	Tour	Temps
6 NO LIMIT RACING							
56							START
101	6	1:59.036	39.969	32.429	41.636	1	
138	6	3:49.255	36.002	32.308	41.909	2	1:50.219
173	6	5:39.307	35.971	32.272	41.809	3	1:50.052
209	6	7:30.400	36.289	32.367	42.437	4	1:51.093
246	6	9:22.456	37.286	32.564	42.206	5	1:52.056
282	6	11:13.310	36.317	32.405	42.132	6	1:50.854
319	6	13:04.872	36.542	32.788	42.232	7	1:51.562
354	6	14:56.479	36.762	32.715	42.130	8	1:51.607
388	6	16:47.722	36.481	32.652	42.110	9	1:51.243
422	6	18:38.934	36.298	32.626	42.288	10	1:51.212
456	6	20:29.889	36.384	32.463	42.108	11	1:50.955
481		21:55.421					FINISH
490	6	22:20.966	36.232	32.581	42.264	12	1:51.077



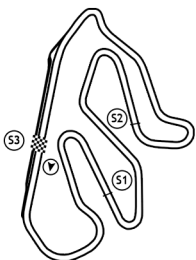
CIRCUIT
DE
LEDENON
3,150 Km

Seq	Num	Heure	Secteur 1	Secteur 2	Secteur 3	Tour	Temps
7 SETUP RACING							
	56						START
100	7	1:58.677	39.950	32.397	41.643	1	
136	7	3:48.671	36.038	32.298	41.658	2	1:49.994
172	7	5:38.811	36.014	32.424	41.702	3	1:50.140
208	7	7:29.134	36.183	32.305	41.835	4	1:50.323
244	7	9:20.460	36.949	32.395	41.982	5	1:51.326
280	7	11:11.471	36.503	32.484	42.024	6	1:51.011
315	7	[IN] 12:56.435	36.666	32.710	35.588	7	
481		21:55.421					FINISH



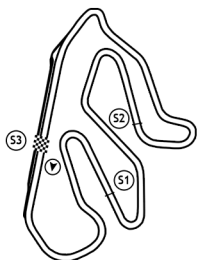
CIRCUIT
 DE
 LEDENON
 3,150 Km

Seq	Num	Heure	Secteur 1	Secteur 2	Secteur 3	Tour	Temps
8 SETUP RACING							
56							START
96	8	1:56.892	39.656	31.834	41.555	1	
132	8	3:46.273	35.960	32.062	41.359	2	1:49.381
168	8	5:35.669	35.826	32.059	41.511	3	1:49.396
204	8	7:25.015	35.830	31.996	41.520	4	1:49.346
240	8	9:14.649	35.865	32.170	41.599	5	1:49.634
276	8	11:04.466	35.893	32.174	41.750	6	1:49.817
313	8	12:54.246	35.858	32.071	41.851	7	1:49.780
348	8	14:44.377	36.034	32.288	41.809	8	1:50.131
382	8	16:34.150	35.894	32.232	41.647	9	1:49.773
416	8	18:24.142	36.008	32.173	41.811	10	1:49.992
450	8	20:14.066	36.035	32.043	41.846	11	1:49.924
481		21:55.421					FINISH
484	8	22:04.368	36.385	32.260	41.657	12	1:50.302



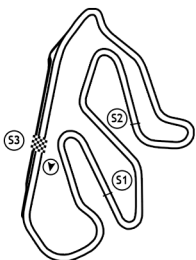
CIRCUIT
DE
LEDENON
3,150 Km

Seq	Num	Heure	Secteur 1	Secteur 2	Secteur 3	Tour	Temps
9 GM SPORT							
	56						START
116	9	2:05.570	40.411	33.579	43.157	1	
152	9	3:58.604	37.278	33.413	42.343	2	1:53.034
188	9	5:50.766	36.987	32.975	42.200	3	1:52.162
225	9	7:43.812	37.208	33.270	42.568	4	1:53.046
261	9	9:37.213	38.000	32.946	42.455	5	1:53.401
296	9	11:29.114	37.028	32.645	42.228	6	1:51.901
333	9	13:21.814	36.764	32.989	42.947	7	1:52.700
367	9	15:13.679	36.624	32.649	42.592	8	1:51.865
401	9	17:05.134	36.723	32.505	42.227	9	1:51.455
435	9	18:57.503	36.836	32.958	42.575	10	1:52.369
469	9	20:49.423	36.867	32.774	42.279	11	1:51.920
481		21:55.421					FINISH
503	9	22:41.480	36.669	33.132	42.256	12	1:52.057



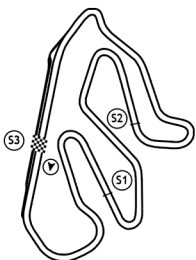
CIRCUIT
 DE
 LEDENON
 3,150 Km

Seq	Num	Heure	Secteur 1	Secteur 2	Secteur 3	Tour	Temps
10 T3M SPORT							
	56						START
120	10	2:07.150	40.648	34.861	42.163	1	
153	10	3:59.023	37.209	32.625	42.039	2	1:51.873
189	10	5:51.493	37.342	33.399	41.729	3	1:52.470
224	10	7:43.113	36.545	32.753	42.322	4	1:51.620
259	10	9:34.449	36.938	32.657	41.741	5	1:51.336
293	10	11:25.293	36.518	32.451	41.875	6	1:50.844
328	10	13:17.373	36.577	32.687	42.816	7	1:52.080
362	10	15:07.626	36.003	32.236	42.014	8	1:50.253
395	10	16:58.200	36.364	32.629	41.581	9	1:50.574
428	10	18:49.649	36.849	32.885	41.715	10	1:51.449
461	10	20:40.243	36.215	32.236	42.143	11	1:50.594
481		21:55.421					FINISH
494	10	22:32.609	37.242	33.171	41.953	12	1:52.366



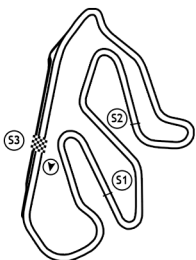
**CIRCUIT
DE
LEDENON
3,150 Km**

Seq	Num	Heure	Secteur 1	Secteur 2	Secteur 3	Tour	Temps
15 GPA RACING							
	56						START
94	15	1:54.665	38.879	31.569	41.050	1	
130	15	3:43.168	35.513	31.759	41.231	2	1:48.503
166	15	5:32.127	35.756	31.819	41.384	3	1:48.959
202	15	7:21.039	35.803	31.859	41.250	4	1:48.912
238	15	9:09.977	35.666	31.804	41.468	5	1:48.938
274	15	10:59.161	35.946	31.896	41.342	6	1:49.184
311	15	12:48.636	35.999	31.979	41.497	7	1:49.475
346	15	14:38.073	35.964	31.895	41.578	8	1:49.437
380	15	16:27.789	36.077	32.015	41.624	9	1:49.716
414	15	18:18.009	36.113	32.287	41.820	10	1:50.220
448	15	20:08.388	36.178	32.158	42.043	11	1:50.379
481		21:55.421					FINISH
482	15	21:58.945	36.253	32.213	42.091	12	1:50.557



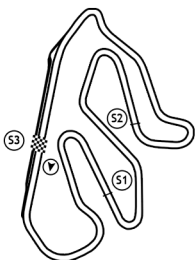
CIRCUIT
DE
LEDENON
3,150 Km

Seq	Num	Heure	Secteur 1	Secteur 2	Secteur 3	Tour	Temps
17 SITE DE POISSY							
56							START
125	17	2:10.994	42.725	35.027	43.239	1	
163	17	4:07.191	38.491	33.624	44.082	2	1:56.197
200	17	6:03.619	38.293	34.536	43.599	3	1:56.428
236	17	7:58.920	38.054	33.517	43.730	4	1:55.301
272	17	9:54.235	38.005	33.306	44.004	5	1:55.315
308	17	11:49.254	38.221	33.272	43.526	6	1:55.019
343	17	13:44.592	38.120	33.329	43.889	7	1:55.338
377	17	15:39.200	37.784	33.123	43.701	8	1:54.608
411	17	17:34.404	38.093	33.317	43.794	9	1:55.204
445	17	19:29.462	37.814	33.552	43.692	10	1:55.058
479	17	21:23.837	37.338	33.227	43.810	11	1:54.375
481		21:55.421					FINISH
513	17	23:18.658	38.024	33.176	43.621	12	1:54.821



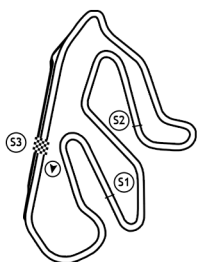
CIRCUIT
 DE
 LEDENON
 3,150 Km

Seq	Num	Heure	Secteur 1	Secteur 2	Secteur 3	Tour	Temps
19 TEAM CLAIRET SPORT							
	56						START
104	19	2:00.482	40.020	32.852	41.746	1	
140	19	3:51.808	36.747	32.712	41.867	2	1:51.326
176	19	5:42.973	36.585	32.591	41.989	3	1:51.165
212	19	7:33.813	36.548	32.184	42.108	4	1:50.840
249	19	9:25.321	37.135	32.508	41.865	5	1:51.508
289	19	11:23.598	42.833	33.163	42.281	6	1:58.277
326	19	13:15.373	36.894	32.855	42.026	7	1:51.775
360	19	15:06.697	36.940	32.413	41.971	8	1:51.324
394	19	16:57.962	36.359	32.847	42.059	9	1:51.265
429	19	18:50.271	36.921	33.269	42.119	10	1:52.309
463	19	20:41.370	36.462	32.464	42.173	11	1:51.099
481		21:55.421					FINISH
495	19	22:33.739	36.728	33.187	42.454	12	1:52.369



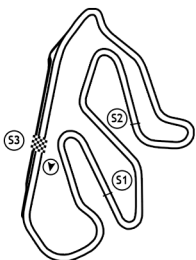
CIRCUIT
DE
LEDENON
3,150 Km

Seq	Num	Heure	Secteur 1	Secteur 2	Secteur 3	Tour	Temps
20 ACTEMIUM							
56							START
97	20	1:57.215	39.847	32.109	41.383	1	
133	20	3:46.581	36.057	32.033	41.276	2	1:49.366
169	20	5:36.420	36.006	32.182	41.651	3	1:49.839
205	20	7:26.410	36.343	32.073	41.574	4	1:49.990
241	20	9:15.849	35.990	32.055	41.394	5	1:49.439
277	20	11:05.576	36.070	32.100	41.557	6	1:49.727
314	20	12:55.642	36.180	32.346	41.540	7	1:50.066
349	20	14:45.605	36.125	32.050	41.788	8	1:49.963
383	20	16:35.527	36.062	32.120	41.740	9	1:49.922
417	20	18:25.732	36.106	32.259	41.840	10	1:50.205
451	20	20:15.464	36.022	32.129	41.581	11	1:49.732
481		21:55.421					FINISH
485	20	22:05.463	36.095	32.177	41.727	12	1:49.999



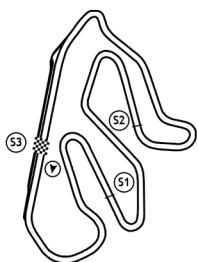
CIRCUIT
 DE
 LEDENON
 3,150 Km

Seq	Num	Heure	Secteur 1	Secteur 2	Secteur 3	Tour	Temps
22 GM SPORT							
	56						START
105	22	2:00.803	40.204	33.413	41.728	1	
141	22	3:52.124	36.672	32.728	41.921	2	1:51.321
177	22	5:43.711	36.491	32.910	42.186	3	1:51.587
214	22	7:35.723	36.551	33.104	42.357	4	1:52.012
251	22	9:28.317	36.742	33.493	42.359	5	1:52.594
291	22	11:24.513	40.084	33.438	42.674	6	1:56.196
329	22	13:17.847	36.928	33.055	43.351	7	1:53.334
365	22	15:10.860	37.715	33.096	42.202	8	1:53.013
399	22	17:03.410	36.626	33.596	42.328	9	1:52.550
433	22	18:55.635	36.962	32.684	42.579	10	1:52.225
467	22	20:47.141	36.634	32.711	42.161	11	1:51.506
481		21:55.421					FINISH
501	22	22:38.582	36.559	32.562	42.320	12	1:51.441



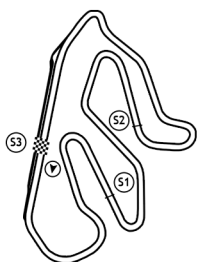
**CIRCUIT
 DE
 LEDENON**
 3,150 Km

Seq	Num	Heure	Secteur 1	Secteur 2	Secteur 3	Tour	Temps
23 B-SPORT							
	56						START
122	23	2:08.628	41.584	35.154	42.700	1	
158	23	4:01.076	37.076	32.949	42.423	2	1:52.448
194	23	5:54.235	37.297	33.550	42.312	3	1:53.159
230	23	7:47.830	37.059	33.525	43.011	4	1:53.595
267	23	9:42.570	37.557	34.074	43.109	5	1:54.740
302	23	11:36.093	36.993	33.700	42.830	6	1:53.523
340	23	13:31.002	37.121	33.761	44.027	7	1:54.909
374	23	15:24.168	37.266	33.088	42.812	8	1:53.166
408	23	17:17.284	37.252	33.226	42.638	9	1:53.116
442	23	19:10.033	37.044	33.148	42.557	10	1:52.749
476	23	21:03.113	36.806	33.399	42.875	11	1:53.080
481		21:55.421					FINISH
510	23	22:56.094	36.964	33.157	42.860	12	1:52.981



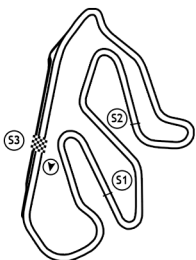
CIRCUIT
DE
LEDENON
3,150 Km

Seq	Num	Heure	Secteur 1	Secteur 2	Secteur 3	Tour	Temps
26 NEW TEAM COMPETITION							
56							START
118	26	2:06.259	41.150	34.305	42.359	1	
155	26	3:59.363	37.390	33.205	42.509	2	1:53.104
191	26	5:52.680	37.244	34.172	41.901	3	1:53.317
226	26	7:44.882	36.771	32.933	42.498	4	1:52.202
262	26	9:37.385	37.423	32.888	42.192	5	1:52.503
297	26	11:29.866	37.472	32.872	42.137	6	1:52.481
334	26	13:22.596	36.854	33.354	42.522	7	1:52.730
368	26	15:14.168	36.776	32.887	41.909	8	1:51.572
402	26	17:05.774	36.682	32.757	42.167	9	1:51.606
436	26	18:58.198	37.282	32.888	42.254	10	1:52.424
470	26	20:51.928	37.638	33.591	42.501	11	1:53.730
481		21:55.421					FINISH
504	26	22:44.249	37.098	32.997	42.226	12	1:52.321



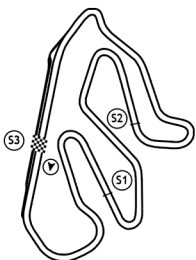
CIRCUIT
DE
LEDENON
3,150 Km

Seq	Num	Heure	Secteur 1	Secteur 2	Secteur 3	Tour	Temps
29 AUGUY							
	56						START
112	29	2:04.186	40.698	33.369	43.575	1	
147	29	3:56.417	36.411	32.616	43.204	2	1:52.231
183	29	5:47.371	36.536	32.335	42.083	3	1:50.954
218	29	7:39.064	36.862	32.496	42.335	4	1:51.693
256	29	9:32.690	37.385	34.032	42.209	5	1:53.626
292	29	11:24.735	36.939	32.872	42.234	6	1:52.045
330	29	13:17.822	37.392	33.253	42.442	7	1:53.087
363	29	15:09.857	37.397	32.568	42.070	8	1:52.035
397	29	17:00.947	36.714	32.396	41.980	9	1:51.090
431	29	18:52.560	36.834	32.540	42.239	10	1:51.613
465	29	20:44.018	36.847	32.499	42.112	11	1:51.458
481		21:55.421					FINISH
499	29	22:35.292	36.656	32.456	42.162	12	1:51.274



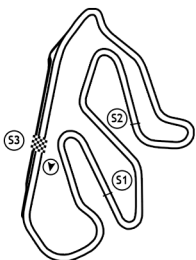
**CIRCUIT
 DE
 LEDENON**
 3,150 Km

Seq	Num	Heure	Secteur 1	Secteur 2	Secteur 3	Tour	Temps
30 TEAM GOURBESVILLE							
56							START
127	30	2:12.784	48.021	33.492	42.841	1	
162	30	4:06.811	37.352	33.448	43.227	2	1:54.027
198	30	5:59.759	37.188	32.951	42.809	3	1:52.948
235	30	7:53.671	37.203	33.147	43.562	4	1:53.912
271	30	9:46.532	37.076	33.133	42.652	5	1:52.861
307	30	11:39.757	37.475	32.927	42.823	6	1:53.225
342	30	13:33.384	37.387	33.151	43.089	7	1:53.627
376	30	15:27.192	37.647	33.132	43.029	8	1:53.808
410	30	17:20.872	37.191	33.335	43.154	9	1:53.680
444	30	19:14.599	37.540	33.422	42.765	10	1:53.727
478	30	21:08.023	37.406	33.140	42.878	11	1:53.424
481		21:55.421					FINISH
512	30	23:01.132	37.232	33.073	42.804	12	1:53.109



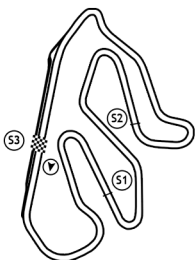
CIRCUIT
DE
LEDENON
3,150 Km

Seq	Num	Heure	Secteur 1	Secteur 2	Secteur 3	Tour	Temps
32 JULIENTAVERNE							
56							START
121	32	2:08.067	41.263	35.546	42.400	1	
157	32	4:00.355	37.135	32.593	42.560	2	1:52.288
192	32	5:53.176	36.950	33.783	42.088	3	1:52.821
227	32	7:46.406	37.143	33.832	42.255	4	1:53.230
263	32	9:38.255	36.930	32.740	42.179	5	1:51.849
298	32	11:30.411	37.118	32.811	42.227	6	1:52.156
335	32	13:23.107	36.694	32.941	43.061	7	1:52.696
369	32	15:14.877	36.842	32.601	42.327	8	1:51.770
404	32	17:08.197	37.820	32.946	42.554	9	1:53.320
438	32	19:00.965	36.859	33.322	42.587	10	1:52.768
472	32	20:53.691	37.308	33.140	42.278	11	1:52.726
481		21:55.421					FINISH
506	32	22:46.483	37.380	32.896	42.516	12	1:52.792



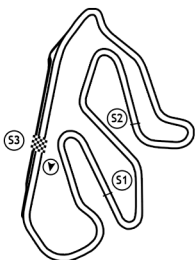
CIRCUIT
DE
LEDENON
3,150 Km

Seq	Num	Heure	Secteur 1	Secteur 2	Secteur 3	Tour	Temps
34 NO LIMIT RACING							
56							START
109	34	2:02.951	40.577	33.770	42.418	1	
150	34	3:57.577	36.329	33.196	45.101	2	1:54.626
187	34	5:50.417	37.759	32.892	42.189	3	1:52.840
223	34	7:42.925	37.227	33.135	42.146	4	1:52.508
258	34	9:34.157	36.860	32.574	41.798	5	1:51.232
294	34	11:25.741	36.411	32.652	42.521	6	1:51.584
331	34	13:18.055	36.680	33.226	42.408	7	1:52.314
364	34	15:10.235	37.244	32.816	42.120	8	1:52.180
398	34	17:01.311	36.885	32.262	41.929	9	1:51.076
432	34	18:55.262	38.541	32.998	42.412	10	1:53.951
466	34	20:46.512	36.575	32.603	42.072	11	1:51.250
481		21:55.421					FINISH
500	34	22:37.734	36.625	32.589	42.008	12	1:51.222



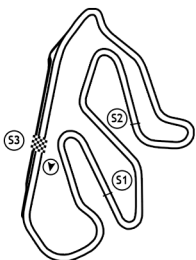
CIRCUIT
 DE
 LEDENON
 3,150 Km

Seq	Num	Heure	Secteur 1	Secteur 2	Secteur 3	Tour	Temps
35 NO LIMIT RACING							
	56						START
103	35	1:59.765	39.653	32.576	41.811	1	
139	35	3:50.284	36.134	32.311	42.074	2	1:50.519
175	35	5:40.825	36.224	32.278	42.039	3	1:50.541
211	35	7:31.461	36.329	32.319	41.988	4	1:50.636
247	35	9:22.745	36.595	32.727	41.962	5	1:51.284
283	35	11:14.056	36.616	32.467	42.228	6	1:51.311
321	35	13:06.543	37.746	32.571	42.170	7	1:52.487
355	35	14:57.784	36.622	32.480	42.139	8	1:51.241
389	35	16:49.248	36.388	32.802	42.274	9	1:51.464
423	35	18:41.126	36.345	32.414	43.119	10	1:51.878
457	35	20:31.894	36.511	32.246	42.011	11	1:50.768
481		21:55.421					FINISH
491	35	22:23.430	36.800	32.561	42.175	12	1:51.536



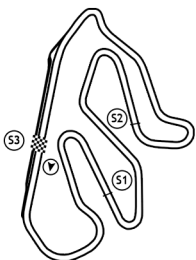
**CIRCUIT
 DE
 LEDENON**
 3,150 Km

Seq	Num	Heure	Secteur 1	Secteur 2	Secteur 3	Tour	Temps
39 GM SPORT							
	56						START
106	39	2:01.454	39.834	33.238	42.120	1	
143	39	3:53.923	36.345	33.577	42.547	2	1:52.469
180	39	5:45.681	36.431	33.394	41.933	3	1:51.758
216	39	7:36.526	36.149	32.712	41.984	4	1:50.845
252	39	9:28.793	36.834	33.091	42.342	5	1:52.267
287	39	11:22.372	38.748	32.724	42.107	6	1:53.579
324	39	13:14.488	36.322	33.574	42.220	7	1:52.116
358	39	15:05.366	36.206	32.510	42.162	8	1:50.878
392	39	16:57.000	36.694	32.680	42.260	9	1:51.634
426	39	18:48.638	36.585	32.796	42.257	10	1:51.638
460	39	20:40.113	36.756	32.483	42.236	11	1:51.475
481		21:55.421					FINISH
496	39	22:33.775	37.273	33.673	42.716	12	1:53.662



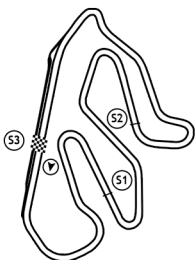
CIRCUIT
DE
LEDENON
3,150 Km

Seq	Num	Heure	Secteur 1	Secteur 2	Secteur 3	Tour	Temps
42 JULIEN QUINONERO							
56							START
113	42	2:04.953	40.102	33.159	43.458	1	
151	42	3:57.914	37.179	33.567	42.215	2	1:52.961
186	42	5:50.184	37.185	32.804	42.281	3	1:52.270
222	42	7:42.848	37.165	32.993	42.506	4	1:52.664
260	42	9:36.422	38.361	33.040	42.173	5	1:53.574
295	42	11:28.483	36.772	33.022	42.267	6	1:52.061
332	42	13:20.713	36.962	32.905	42.363	7	1:52.230
366	42	15:13.044	36.705	33.263	42.363	8	1:52.331
400	42	17:04.603	36.420	32.883	42.256	9	1:51.559
434	42	18:57.081	36.935	33.136	42.407	10	1:52.478
468	42	20:48.985	36.543	32.903	42.458	11	1:51.904
481		21:55.421					FINISH
502	42	22:40.530	36.371	32.881	42.293	12	1:51.545



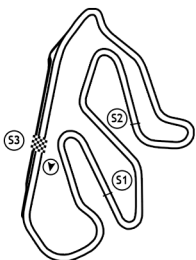
CIRCUIT
 DE
 LEDENON
 3,150 Km

Seq	Num	Heure	Secteur 1	Secteur 2	Secteur 3	Tour	Temps
44 JSB COMPETITION							
56							START
115	44	2:05.533	39.675	33.463	42.408	1	
149	44	3:57.555	36.820	32.877	42.325	2	1:52.022
184	44	5:48.252	36.440	32.639	41.618	3	1:50.697
219	44	7:39.001	36.403	32.379	41.967	4	1:50.749
254	44	9:29.399	36.499	32.313	41.586	5	1:50.398
286	44	11:21.289	37.739	32.326	41.825	6	1:51.890
323	44	13:13.571	37.191	33.253	41.838	7	1:52.282
356	44	15:03.943	36.252	32.032	42.088	8	1:50.372
390	44	16:54.733	36.858	32.133	41.799	9	1:50.790
424	44	18:45.147	36.306	32.321	41.787	10	1:50.414
458	44	20:35.221	36.340	32.082	41.652	11	1:50.074
481		21:55.421					FINISH
492	44	22:25.121	36.060	32.246	41.594	12	1:49.900



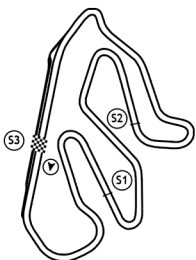
CIRCUIT
DE
LEDENON
3,150 Km

Seq	Num	Heure	Secteur 1	Secteur 2	Secteur 3	Tour	Temps
46 NO LIMIT							
56							START
129	46	2:18.666	40.218	48.429	41.809	1	
165	46	4:09.796	36.718	32.363	42.049	2	1:51.130
199	46	6:01.635	36.921	32.753	42.165	3	1:51.839
234	46	7:52.806	36.192	32.625	42.354	4	1:51.171
270	46	9:44.337	36.563	32.985	41.983	5	1:51.531
305	46	11:36.899	36.728	33.179	42.655	6	1:52.562
338	46	13:29.515	36.814	33.430	42.372	7	1:52.616
372	46	15:20.898	36.502	32.662	42.219	8	1:51.383
406	46	17:12.431	36.682	32.734	42.117	9	1:51.533
439	46	19:04.748	36.711	33.266	42.340	10	1:52.317
473	46	20:56.615	36.716	32.753	42.398	11	1:51.867
481		21:55.421					FINISH
507	46	22:48.066	36.372	32.675	42.404	12	1:51.451



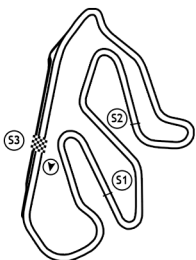
CIRCUIT
 DE
 LEDENON
 3,150 Km

Seq	Num	Heure	Secteur 1	Secteur 2	Secteur 3	Tour	Temps
49 ROPARS RACING TEAM							
56							START
95	49	1:56.611	39.828	31.995	41.416	1	
131	49	3:46.021	35.901	32.025	41.484	2	1:49.410
167	49	5:35.222	35.782	31.946	41.473	3	1:49.201
203	49	7:24.592	35.927	31.942	41.501	4	1:49.370
239	49	9:14.207	35.928	32.117	41.570	5	1:49.615
275	49	11:03.874	36.041	32.052	41.574	6	1:49.667
312	49	12:53.566	36.045	32.095	41.552	7	1:49.692
347	49	14:43.716	36.323	32.148	41.679	8	1:50.150
381	49	16:33.523	35.897	32.235	41.675	9	1:49.807
415	49	18:23.565	36.139	32.239	41.664	10	1:50.042
449	49	20:13.552	36.124	32.200	41.663	11	1:49.987
481		21:55.421					FINISH
483	49	22:03.812	36.251	32.159	41.850	12	1:50.260



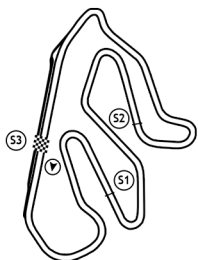
CIRCUIT
DE
LEDENON
3,150 Km

Seq	Num	Heure	Secteur 1	Secteur 2	Secteur 3	Tour	Temps
51 GPA RACING							
56							START
126	51	2:11.808	40.355	41.403	42.464	1	
161	51	4:03.950	37.304	32.707	42.131	2	1:52.142
196	51	5:55.849	36.466	33.091	42.342	3	1:51.899
231	51	7:48.524	37.121	32.597	42.957	4	1:52.675
266	51	9:41.277	37.133	32.865	42.755	5	1:52.753
301	51	11:34.464	37.135	33.138	42.914	6	1:53.187
337	51	13:28.177	37.562	33.276	42.875	7	1:53.713
371	51	15:20.619	36.952	32.996	42.494	8	1:52.442
405	51	17:12.074	36.292	32.810	42.353	9	1:51.455
440	51	19:05.457	36.583	33.572	43.228	10	1:53.383
474	51	20:57.120	36.542	32.789	42.332	11	1:51.663
481		21:55.421					FINISH
508	51	22:49.109	36.612	32.783	42.594	12	1:51.989



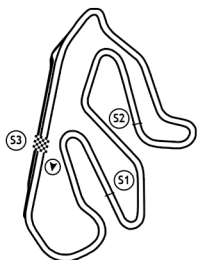
CIRCUIT
 DE
 LEDENON
 3,150 Km

Seq	Num	Heure	Secteur 1	Secteur 2	Secteur 3	Tour	Temps
55 TEAM RV COMPETITION							
56							START
119	55	2:06.999	40.675	36.616	42.360	1	
156	55	4:00.057	37.262	33.321	42.475	2	1:53.058
193	55	5:53.959	36.850	34.218	42.834	3	1:53.902
228	55	7:47.012	37.078	33.328	42.647	4	1:53.053
264	55	9:38.829	36.861	32.688	42.268	5	1:51.817
299	55	11:30.943	37.265	32.655	42.194	6	1:52.114
336	55	13:23.637	37.029	32.829	42.836	7	1:52.694
370	55	15:15.541	36.749	32.739	42.416	8	1:51.904
403	55	17:07.202	36.803	32.490	42.368	9	1:51.661
437	55	18:58.859	36.805	32.489	42.363	10	1:51.657
471	55	20:52.604	37.024	33.602	43.119	11	1:53.745
481		21:55.421					FINISH
505	55	22:45.124	37.131	32.917	42.472	12	1:52.520



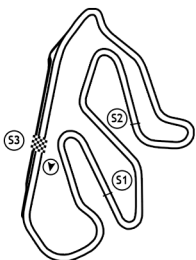
CIRCUIT
DE
LEDENON
3,150 Km

Seq	Num	Heure	Secteur 1	Secteur 2	Secteur 3	Tour	Temps
58 TEAM VILLEFRANCHE							
	56						START
117	58	2:06.111	40.316	34.560	42.436	1	
154	58	3:58.856	37.207	32.963	42.575	2	1:52.745
190	58	5:52.585	37.540	33.616	42.573	3	1:53.729
229	58	7:47.603	37.879	34.234	42.905	4	1:55.018
265	58	9:40.665	37.081	33.151	42.830	5	1:53.062
300	58	11:34.250	37.196	33.255	43.134	6	1:53.585
481		21:55.421					FINISH

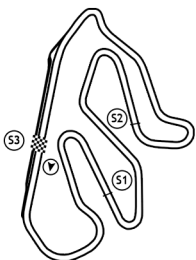


CIRCUIT
DE
LEDENON
3,150 Km

Seq	Num	Heure	Secteur 1	Secteur 2	Secteur 3	Tour	Temps
60 D'POTES RACING							
56							START
123	60	2:09.250	42.232	34.243	42.850	1	
159	60	4:01.918	37.143	33.009	42.516	2	1:52.668
195	60	5:55.371	37.135	33.180	43.138	3	1:53.453
232	60	7:49.216	38.327	32.858	42.660	4	1:53.845
268	60	9:43.055	37.050	33.490	43.299	5	1:53.839
306	60	11:37.803	38.394	33.296	43.058	6	1:54.748
341	60	13:31.306	37.233	33.230	43.040	7	1:53.503
375	60	15:25.197	37.450	33.238	43.203	8	1:53.891
409	60	17:18.211	37.130	32.843	43.041	9	1:53.014
443	60	19:11.875	37.335	32.903	43.426	10	1:53.664
477	60	21:05.323	37.557	33.023	42.868	11	1:53.448
481		21:55.421					FINISH
511	60	22:59.468	37.341	33.725	43.079	12	1:54.145

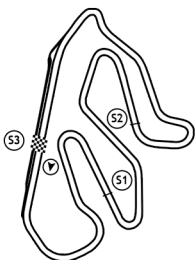

 CIRCUIT
 DE
 LEDENON
 3,150 Km

Seq	Num	Heure	Secteur 1	Secteur 2	Secteur 3	Tour	Temps
62 GPA RACING							
56							START
108	62	2:02.423	40.136	34.190	41.805	1	
144	62	3:54.755	36.098	33.373	42.861	2	1:52.332
181	62	5:45.917	36.641	32.741	41.780	3	1:51.162
217	62	7:37.084	36.662	32.629	41.876	4	1:51.167
253	62	9:29.147	37.105	32.671	42.287	5	1:52.063
288	62	11:23.119	38.622	33.285	42.065	6	1:53.972
325	62	13:14.723	36.750	32.943	41.911	7	1:51.604
359	62	15:06.058	36.868	32.535	41.932	8	1:51.335
393	62	16:57.451	36.643	32.604	42.146	9	1:51.393
427	62	18:48.850	36.659	32.704	42.036	10	1:51.399
462	62	20:40.941	37.280	32.584	42.227	11	1:52.091
481		21:55.421					FINISH
498	62	22:34.984	39.165	32.765	42.113	12	1:54.043



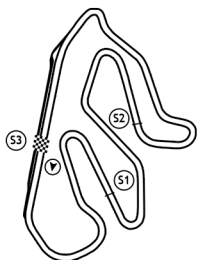
CIRCUIT
DE
LEDENON
3,150 Km

Seq	Num	Heure	Secteur 1	Secteur 2	Secteur 3	Tour	Temps
63 GPA RACING							
56							START
99	63	1:58.164	39.823	32.270	41.575	1	
135	63	3:47.915	35.978	32.081	41.692	2	1:49.751
171	63	5:38.532	35.993	32.603	42.021	3	1:50.617
207	63	7:28.748	36.110	32.251	41.855	4	1:50.216
243	63	9:19.394	36.149	32.399	42.098	5	1:50.646
279	63	11:10.479	36.256	32.601	42.228	6	1:51.085
317	63	13:01.901	36.702	32.452	42.268	7	1:51.422
351	63	14:52.869	36.520	32.312	42.136	8	1:50.968
385	63	16:43.925	36.388	32.347	42.321	9	1:51.056
419	63	18:34.423	36.061	32.429	42.008	10	1:50.498
453	63	20:25.243	36.401	32.391	42.028	11	1:50.820
481		21:55.421					FINISH
487	63	22:16.051	36.339	32.551	41.918	12	1:50.808



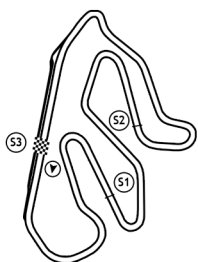
CIRCUIT
DE
LEDENON
3,150 Km

Seq	Num	Heure	Secteur 1	Secteur 2	Secteur 3	Tour	Temps
65 NO LIMIT RACING							
56							START
102	65	1:59.337	39.735	32.565	41.758	1	
137	65	3:49.421	35.939	32.335	41.810	2	1:50.084
174	65	5:39.814	36.131	32.195	42.067	3	1:50.393
210	65	7:30.538	36.120	32.203	42.401	4	1:50.724
245	65	9:21.876	36.353	33.009	41.976	5	1:51.338
281	65	11:12.994	36.326	32.611	42.181	6	1:51.118
318	65	13:04.606	36.211	32.682	42.719	7	1:51.612
352	65	14:55.183	36.240	32.394	41.943	8	1:50.577
387	65	16:46.840	37.051	32.513	42.093	9	1:51.657
421	65	18:37.615	36.240	32.438	42.097	10	1:50.775
455	65	20:27.831	36.102	32.231	41.883	11	1:50.216
481		21:55.421					FINISH
489	65	22:18.467	36.401	32.302	41.933	12	1:50.636

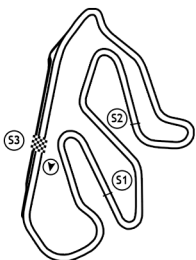


CIRCUIT
DE
LEDENON
3,150 Km

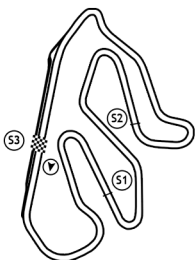
Seq	Num	Heure	Secteur 1	Secteur 2	Secteur 3	Tour	Temps
69 TEAM VILLEFRANCHE							
	56						START
114	69	2:04.772	40.172	33.508	43.605	1	
148	69	3:57.352	36.647	32.584	43.349	2	1:52.580
185	69	5:49.129	36.519	33.238	42.020	3	1:51.777
221	69	7:40.227	36.380	32.721	41.997	4	1:51.098
257	69	9:33.450	37.056	33.006	43.161	5	1:53.223
303	69	[IN] 11:36.686	46.164	39.238	37.834	6	
310	69	[OUT] 12:28.354				6	51.668
345	69	14:19.649		32.779	42.522	7	
379	69	16:12.055	37.093	32.815	42.498	8	1:52.406
413	69	18:03.927	36.967	32.436	42.469	9	1:51.872
447	69	[IN] 19:50.327	37.028	33.156	36.216	10	
481		21:55.421					FINISH


 CIRCUIT
 DE
 LEDENON
 3,150 Km

Seq	Num	Heure	Secteur 1	Secteur 2	Secteur 3	Tour	Temps
77 GEDIRACING							
56							START
110	77	2:03.282	40.292	33.339	42.512	1	
146	77	3:55.700	36.537	32.933	42.948	2	1:52.418
182	77	5:47.260	36.516	32.382	42.662	3	1:51.560
220	77	7:39.477	37.698	32.450	42.069	4	1:52.217
255	77	9:31.715	37.158	32.759	42.321	5	1:52.238
290	77	11:24.131	36.492	33.238	42.686	6	1:52.416
327	77	13:16.081	36.910	32.513	42.527	7	1:51.950
361	77	15:07.294	36.855	32.312	42.046	8	1:51.213
396	77	16:59.163	36.921	32.776	42.172	9	1:51.869
430	77	18:51.188	36.691	32.705	42.629	10	1:52.025
464	77	20:42.480	36.445	32.399	42.448	11	1:51.292
481		21:55.421					FINISH
497	77	22:33.777	36.144	32.674	42.479	12	1:51.297


 CIRCUIT
 DE
 LEDENON
 3,150 Km

Seq	Num	Heure	Secteur 1	Secteur 2	Secteur 3	Tour	Temps
80 HRC COMPETITION							
56							START
128	80	2:13.345	43.043	36.444	43.108	1	
164	80	4:07.764	38.240	33.455	42.724	2	1:54.419
201	80	6:04.343	39.529	33.757	43.293	3	1:56.579
237	80	7:59.666	38.130	33.635	43.558	4	1:55.323
273	80	9:54.897	37.838	33.856	43.537	5	1:55.231
309	80	11:50.019	38.261	33.790	43.071	6	1:55.122
344	80	13:45.610	38.404	33.722	43.465	7	1:55.591
378	80	15:40.726	38.132	33.927	43.057	8	1:55.116
412	80	17:35.124	38.015	33.288	43.095	9	1:54.398
446	80	19:29.899	38.148	33.197	43.430	10	1:54.775
480	80	21:24.592	38.198	33.437	43.058	11	1:54.693
481		21:55.421					FINISH
514	80	23:19.447	38.053	33.492	43.310	12	1:54.855



CIRCUIT
 DE
 LEDENON
 3,150 Km